



# Investigative Interviewing of Compliant and Non-Compliant Subjects.



*DC John Pattison  
Police Interview Adviser.*



What is an interview ?

It is simply a conversation with a purpose.

What is the Purpose of an Interview?

To give the Interviewee an opportunity to tell the truth,

Or....Tell Lies! ....**And as an interviewer you don't  
Mind which you get!**

What do they know already?

What do they know that you know?

What don't they know that you know?

Do not be surprised if the person being interviewed accounts  
For detail if they are aware of the detail  
Before being interviewed.

Solicitors before a PACE interview want the detail!

What is the benefit of proving the interviewee has lied?

How can this be used as evidence?

What can it be used as evidence of?

Does it assist the interview?

Does it assist the decision as what to do next?

Tell me truth or Tell me Lies....



Plan and Prepare.

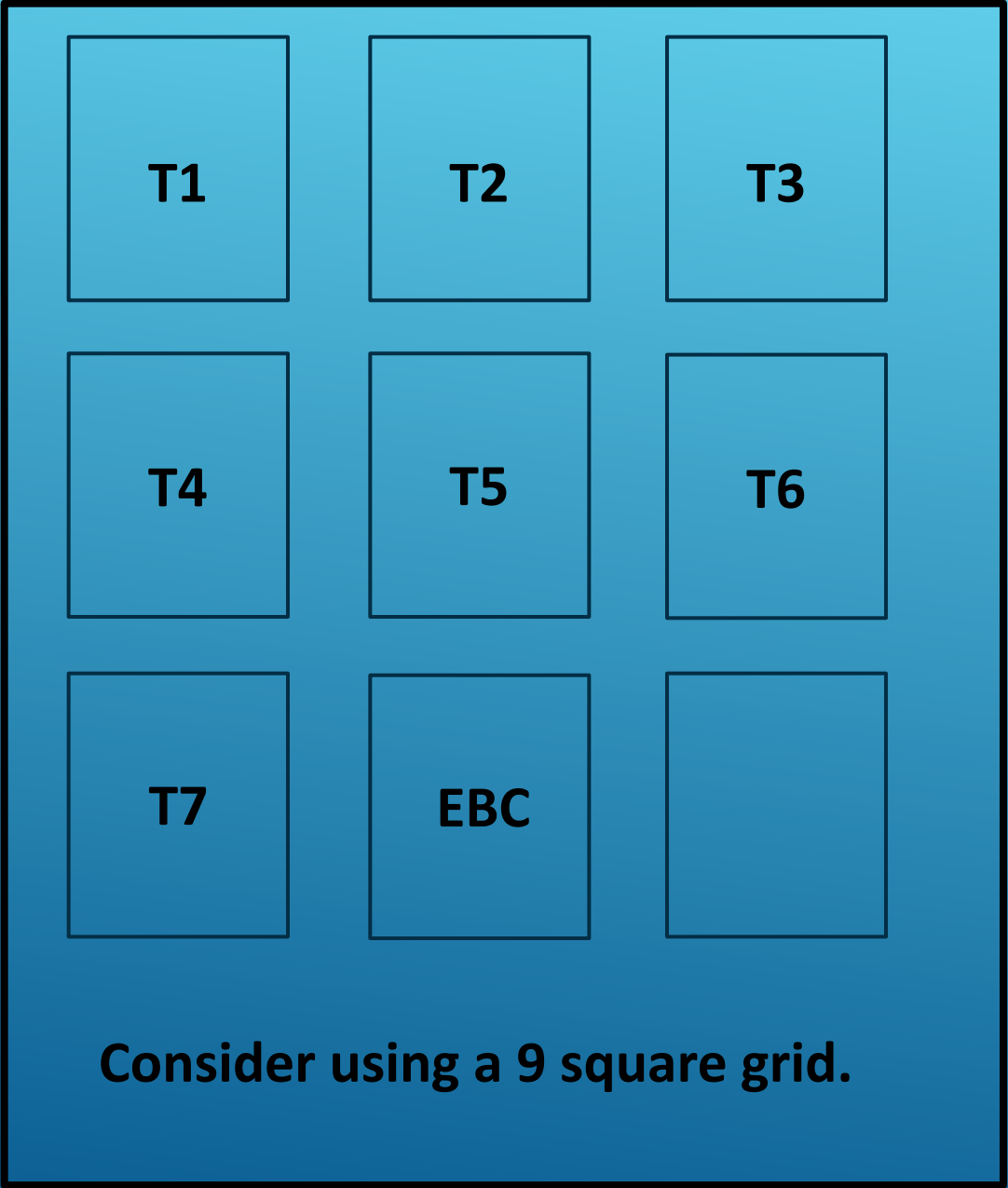
Engage and explain.

Account Clarify Challenge.

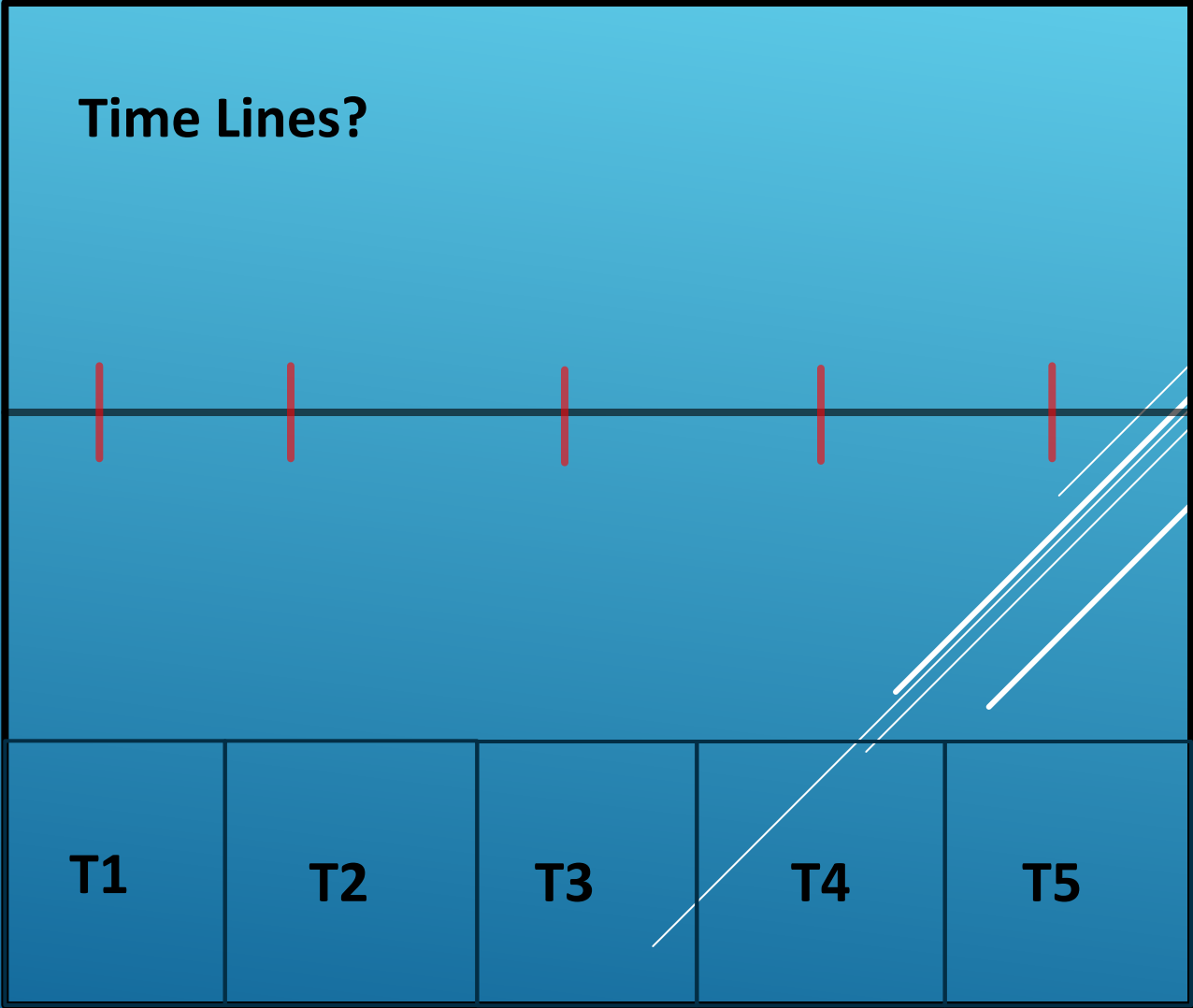
Close.

Evaluate.





Identify the Investigator Topics.



# Plan and Prepare....

Know what you know!

Interview Objectives.

Achievable Interview Objectives.

Questions asked when we already know the correct answer!

Several thin, parallel white lines are drawn diagonally across the bottom right corner of the slide, starting from the right edge and extending towards the bottom left.

Questions asked when we already know the correct answer!

Why?

Creates a Base Line.

Gives you instant information about the Interviewee.

Can provide an indication of guilty knowledge.

Several white diagonal lines of varying lengths and thicknesses are positioned in the bottom right corner of the slide, creating a modern, abstract graphic element.



# Keep the information you have close to your chest.



Would you ever want to  
Play cards with someone  
If you had to play with  
Your cards on top of the  
Table?



## Never feel sorry for the person being interviewed!

They cannot and will not accidentally lie –  
A lie takes a conscious decision on their part.

The default position for humans when accused of  
Something they are guilty of is....LIE

The duration the lie is maintained is  
What changes in most humans.

The ability to lie is an  
Important part of a child's  
Development usually about  
4 – 6 years old.

Lies are usually hung on a web of truths  
The web is based on previous experience  
Or information they already have.

“It was during morning break, the teacher asked me to stay behind. They said they wanted to shown me something on the computer. I had to sit next to them they then commented on how loose my tie was and said I needed to tighten it up.

This was the second time he made a comment about my tie the first time the whole class heard. I was quite shocked when they then started to tighten my tie up. Whilst doing so they seemed to be touching in-between my breasts. I pulled away and did it myself....

Investigator Topics?

Cont....

Then whilst sat next to them they kept touching my leg, sort of patting it if I got a question right I found it quite uncomfortable and told them to stop. They then said that I was pretty and my hair was nice in that style, it just felt weird. I was then asked for my mobile number and to send a friend request to them on Facebook.

I did not think it was right and said so, my friend then knocked on the door and came in when she saw me she could tell I was shocked, I said they have just touched me and she said dirty perv as we both walked out she then said that I should go and tell someone which I did".

# Pre-Interview Information?

This is all about not what we say its how we say it.

Remember if you give detail don't be surprised if it is account for.

Understand the difference between information and detail.

Several white diagonal lines of varying lengths and thicknesses are positioned on the right side of the slide, extending from the middle towards the bottom right corner.

# Pre-Interview Information?

The allegation that has been made by ----- indicates that as a result of a conversation that has taken place, you and the pupil have been in classroom ----- at this time and location you are described as being in very close proximity to the child.

Details of a particular conversation have been provided and then contact between you and her has been described. This contact if correct can be described as Inappropriate. Whilst the child then remained in your company further inappropriate contact is alleged to have taken place with a different part of her body.

Cont....

During a further conversation between you and her she states that reference is made to her appearance that made her feel uncomfortable.

Personal contact details for this child were then requested. The details of a separate potential witness are then provided and a very brief conversation that she had with you prior to them both walking out of the room.

Your recollection of this Conversation will be asked for on interview.



# Account Clarify and Challenge....

Opening Question....

Open question with parameter set....

“Tell me everything that happened from the start of morning break  
Up until the start of your next lesson”?

Questions at this stage should not start with – She says....

Her statement says....

What it says here is....



A person who has done nothing wrong has nothing to fear from a Carefully produced pre-interview briefing document....

The actual lack of detail can be very much in their favour if they are innocent....

**“I know exactly what you are talking about, I had to ask ----- to remain behind during Her break as she really seemed to be struggling during the lesson. She sat next to me as we had to use my computer on the desk. I had to make reference to the school dress code when I noticed her tie was very loose and hanging down. She said she could not fasten it because of her nails. I took hold of the very bottom of the tie and pulled it tight telling her to sort it out for tomorrow. She said that she did not have time as she had to do her hair every morning, I can remember telling her that her hair looked fine and she should do something about her nails. Whilst showing her a relevant material on the computer she banged her leg into mine due to the desk drawers I pushed myself away and whilst doing so I made contact with her leg this was by accident and I apologised. I think it was at that point her phone went I think it was a friend outside the classroom, I made a joke about being careful who she gave her number to and school time was not Facebook time. Her friend then came into the classroom, and made some joke about people talking as I had asked her to stay behind, that was it”.**

If you got that account and only provided limited pre-interview disclosure

What could that indicate?

However if you had given them details of the allegation and got that account

What could that indicate?

Three parallel white lines of varying lengths, slanted diagonally upwards from left to right, located in the bottom right corner of the slide.

Questions asked should be based on information already known  
They should give the interviewee an option as an answer....

**“It was during morning break, the teacher asked me to stay behind”. Who’s idea was it for her to stay behind?**

**“They said they wanted to shown me something on the computer”. What was the purpose of her staying behind?**

**“I had to sit next to them”. Where did they sit?**

**“commented on how loose my tie was And said I needed to tighten it up”. What conversation took place about her School uniform?**

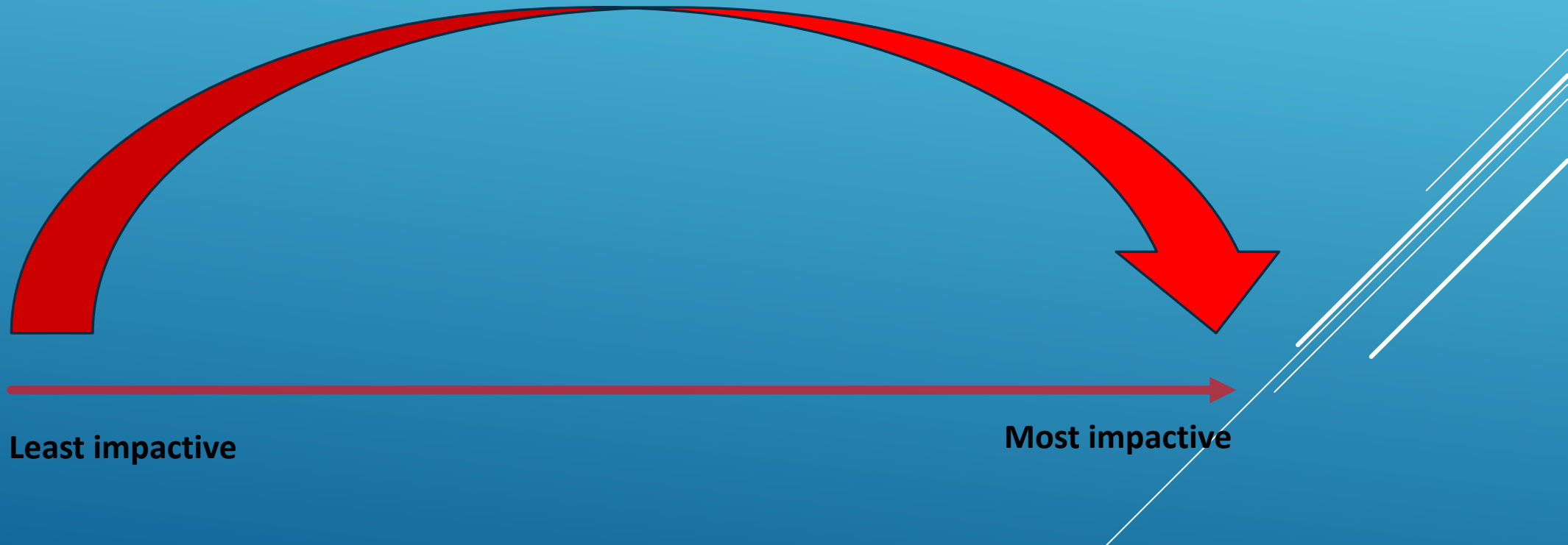
**“I was quite shocked when they then Started to tighten my tie up. Whilst doing so they seemed to be touching in-between my breasts”. What physical contact took part between Your hands and the upper part of her body?**

Do not challenge any differences at this stage!

Easier said than done  
Sometimes!

Structure the challenge phase

The challenge interview  
Can be a separate interview  
Conducted at a separate time  
If necessary.




# Challenge Phase.

Keep as conversation as possible.

Help me out style.

Do not get drawn into an argument.

Make your point and move on.



**On interview you have told me that it was her idea to stay behind....(Pause)**

**However she has stated that it was at your request that she had to stay behind.**

**What would you say to that?**

**You have told me that they asked to speak to you about the lesson....(Pause)**

**What she says is that you wanted to show her something on the computer.**

**Why would she say that?**

**You said that they sat where they wanted....(Pause)**

**In her account she states that you told her to sit next to you**

**Why is that?**

**I asked you in detail about any conversation that took place relating  
To this pupils school uniform and you said none that you could remember....(Pause)**

**The girl in this case says you made several comments about how loose her tie was.**

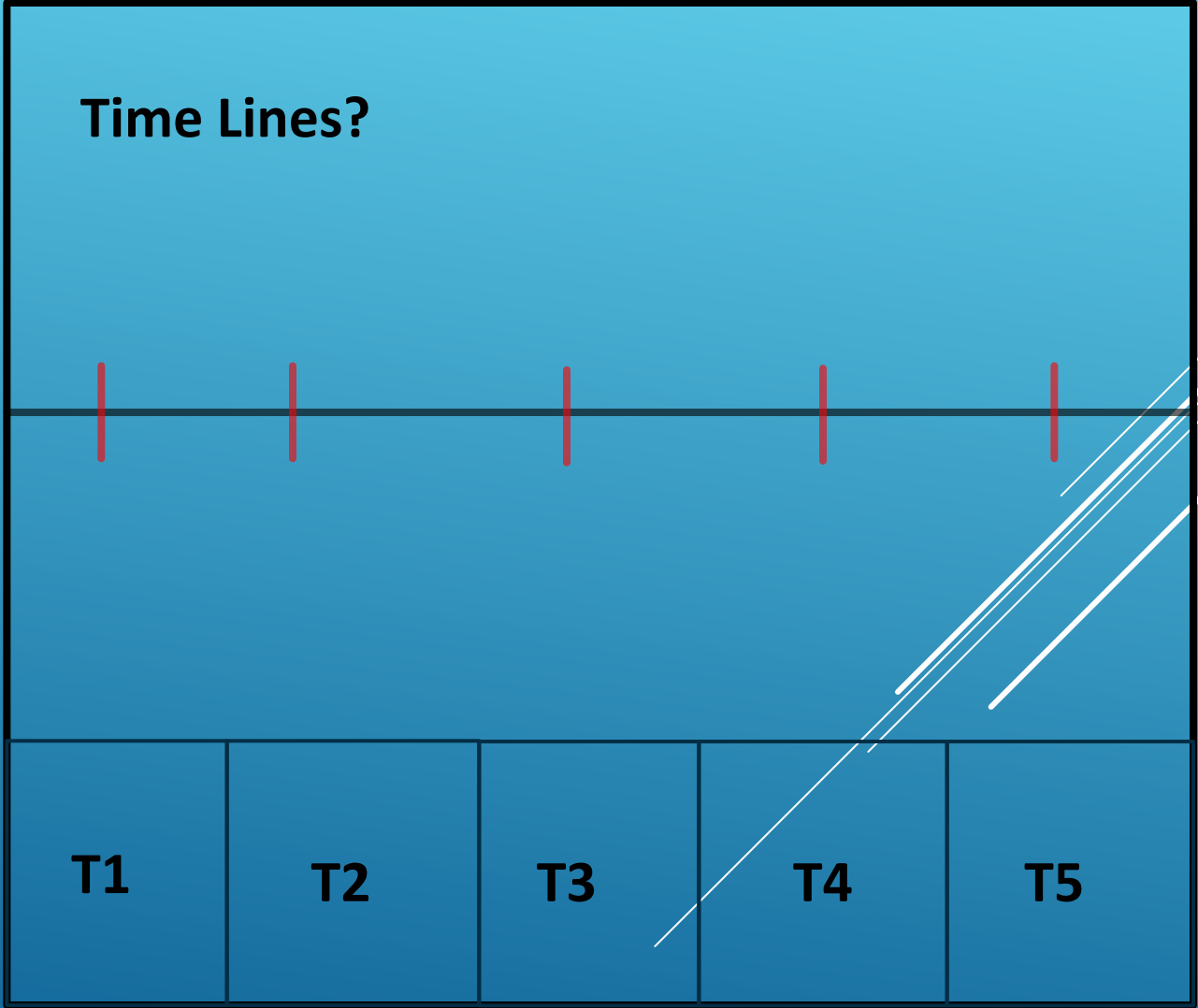
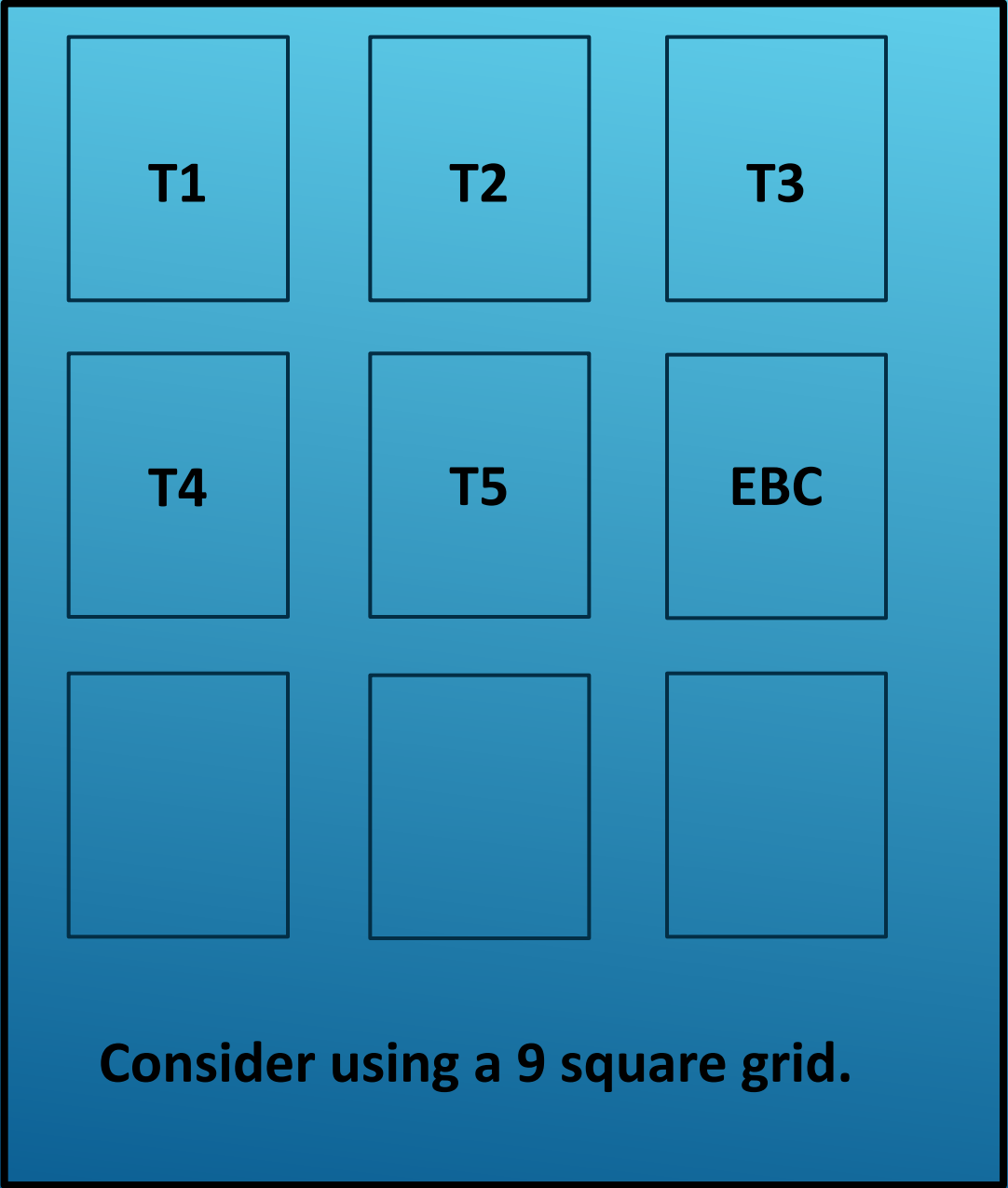
**Can you explain that?**

**Yes but several member of her class have been spoken to and they recall  
You making reference to her tie during the lesson.**

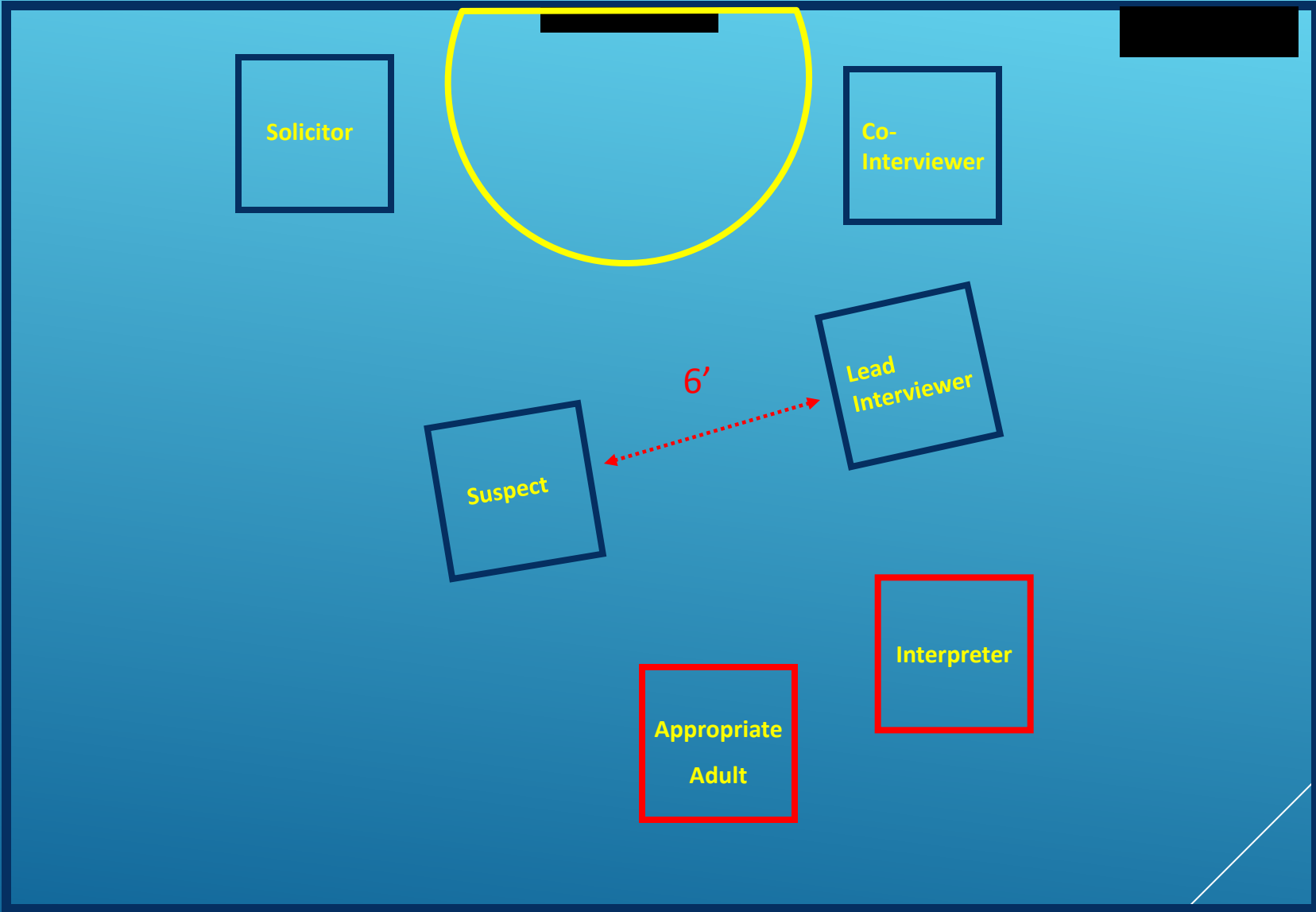
**What do you have to say about that?**

# PACE Interviewing of Non-Compliant Subjects.





## Room Layout....



Use of half  
Round tables  
Is now common  
In most Police  
Stations.

**Plan & Prep**

**T1**

**T2**

**T3**

**T4**

**T5**

**Establishes the 'Police Topics'**

**Plan & Prep**

**Engage & Explain**

**PACE Requirement**

**Interview being Recorded.**

**Introductions.**

**Time, Date, Location.**

**Free Independent Legal Advice.**

**Caution.**

**Routines.**

**Reason.**

**Route Map.**

**Expectation.**

**Significant Statement or Silence.**

Direct.  
Drop Back.  
Parameter.


Plan & Prep

Engage & Explain

1<sup>st</sup> Account



**Plan & Prep**



**Engage & Explain**

**1<sup>st</sup> Account**

**Summary**


**Establishes the 'Suspects topics'**

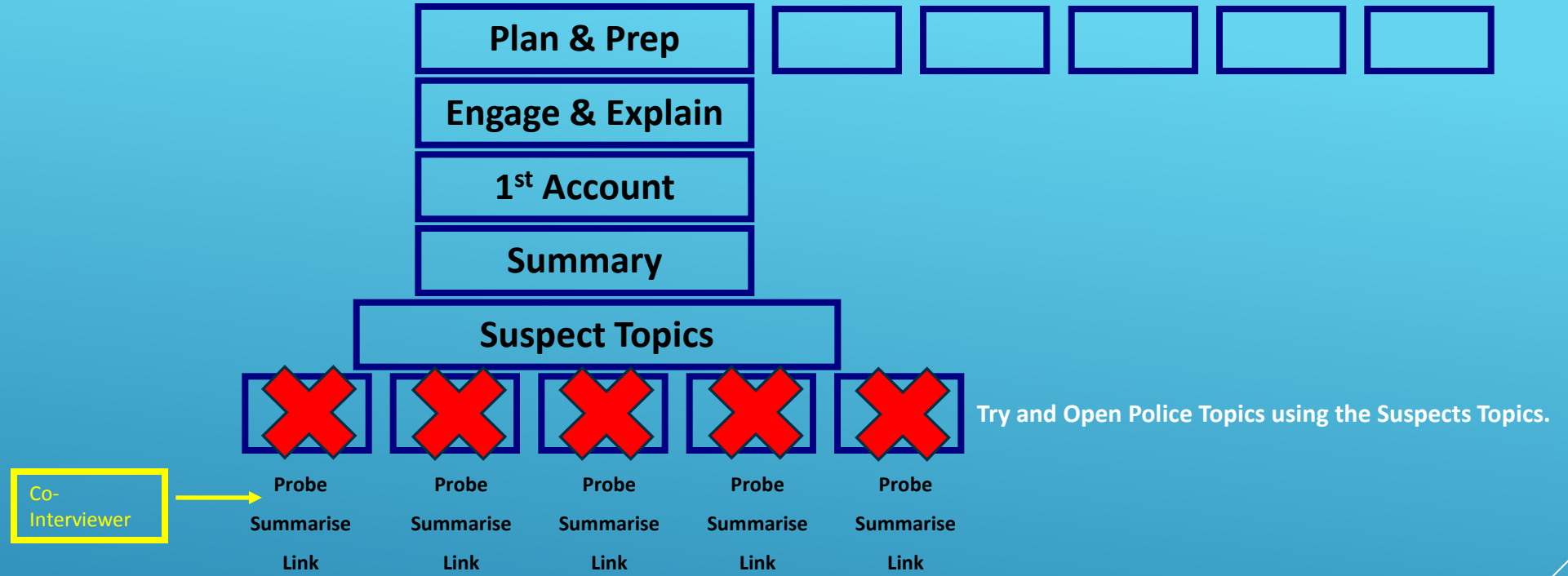
**Plan & Prep**

**Engage & Explain**

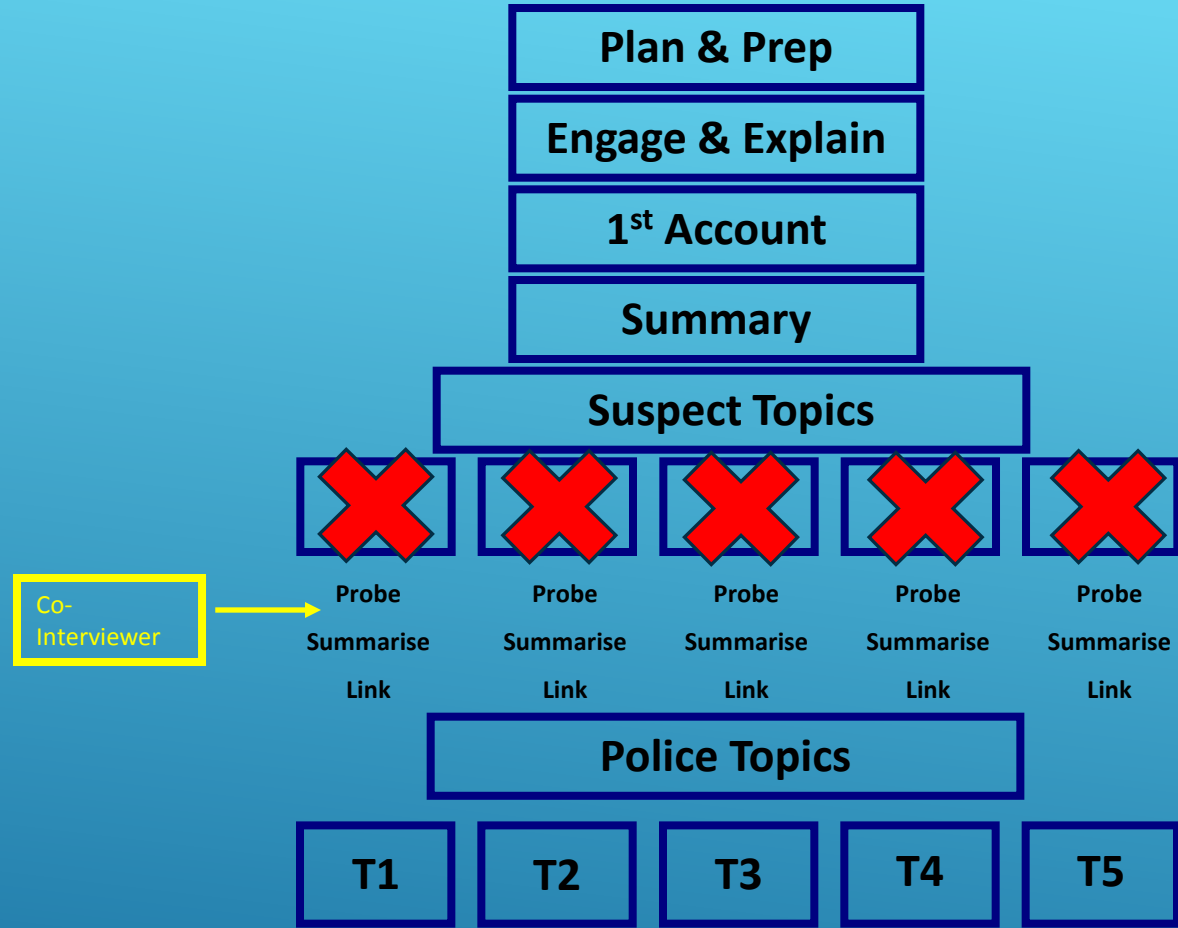
**1<sup>st</sup> Account**

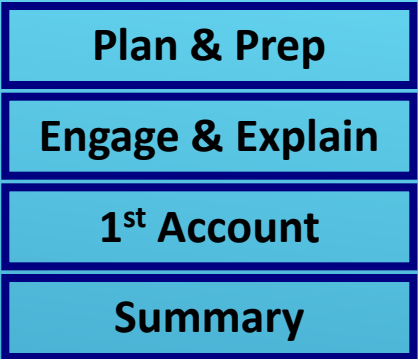
**Summary**



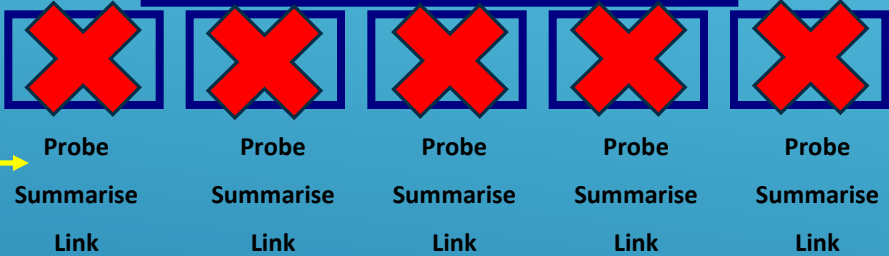








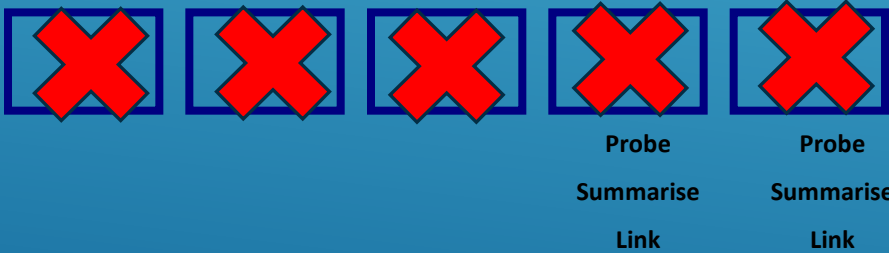
Suspect Topics



Co-Interviewer

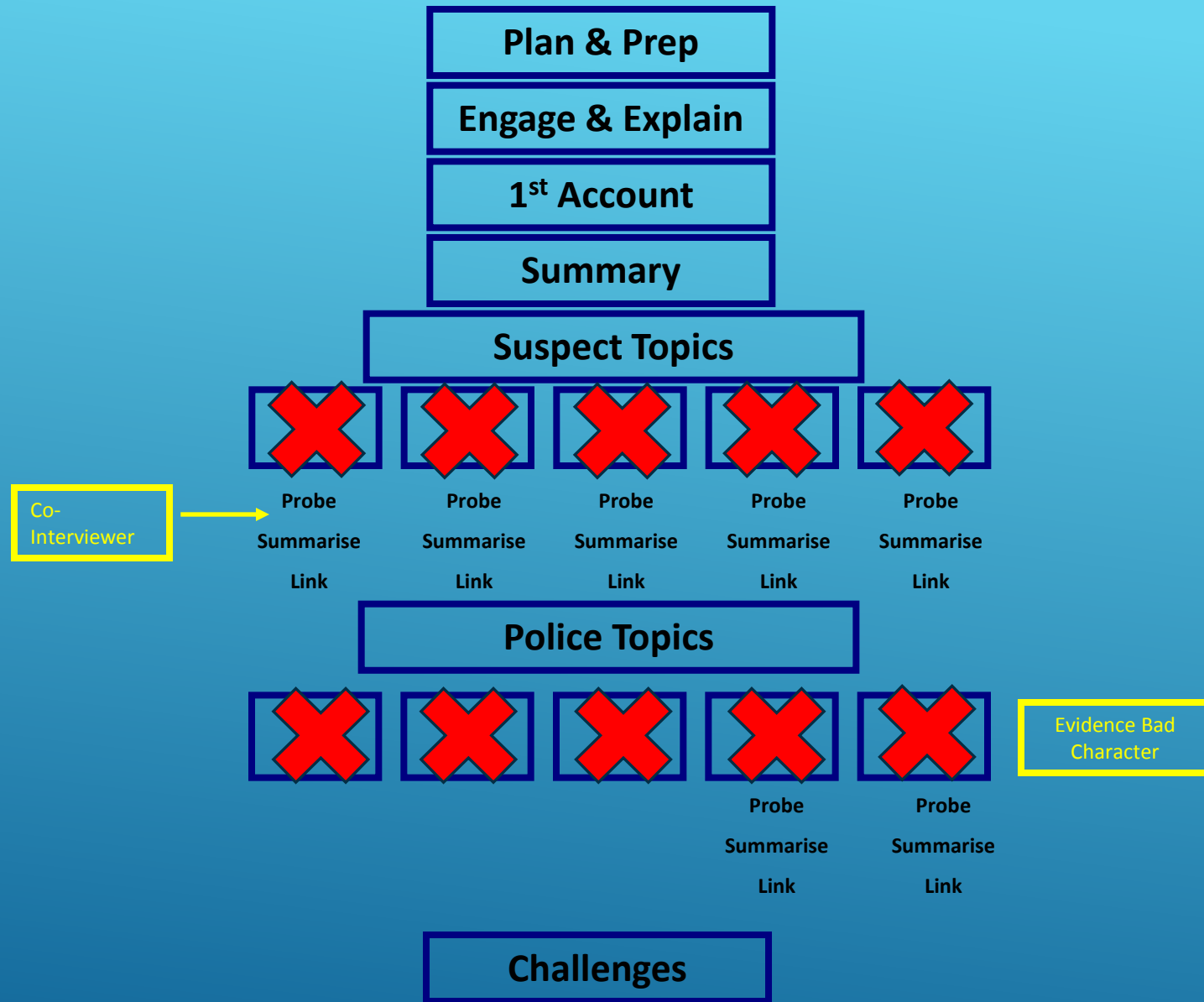


Police Topics



Evidence Bad Character

Don't revisit any topics  
Already covered.





# Closure.

**Polite** – ‘Thanks for telling me that’

**Positive** – ‘What I am going to do now is’

**Prospective** – ‘This is now what is going to happen’

You might have to interview this person again!

But if you have just had a successful Challenge Phase..... **Best of Luck!**



Any Questions.



*DC John Pattison  
Police Interview Adviser.*

